

MATRIX SFX

Imagine you are making special effects (SFX) for the next Matrix film.

Neo has new powers to do with light. They will help him escape his enemy, Agent Smith. The director wants you to build models to show how the effects will look.

Tip: Make small cuts in the paper walls to attach the straw

1 Put together the paper backgrounds and characters

Follow the instructions on the sheets. Collect straws to act as beams of light.

2 Show how Neo can detect Smith round corners

Neo's eyes send out a light beam (a straw). The beam can reflect off several dark walls, and hit Smith.



3 Show how Neo detects Smith through solid objects

Neo sends out a light beam. The beam can pass through concrete, and is refracted.

Tip: Make cuts in the 'concrete' to push the straw through

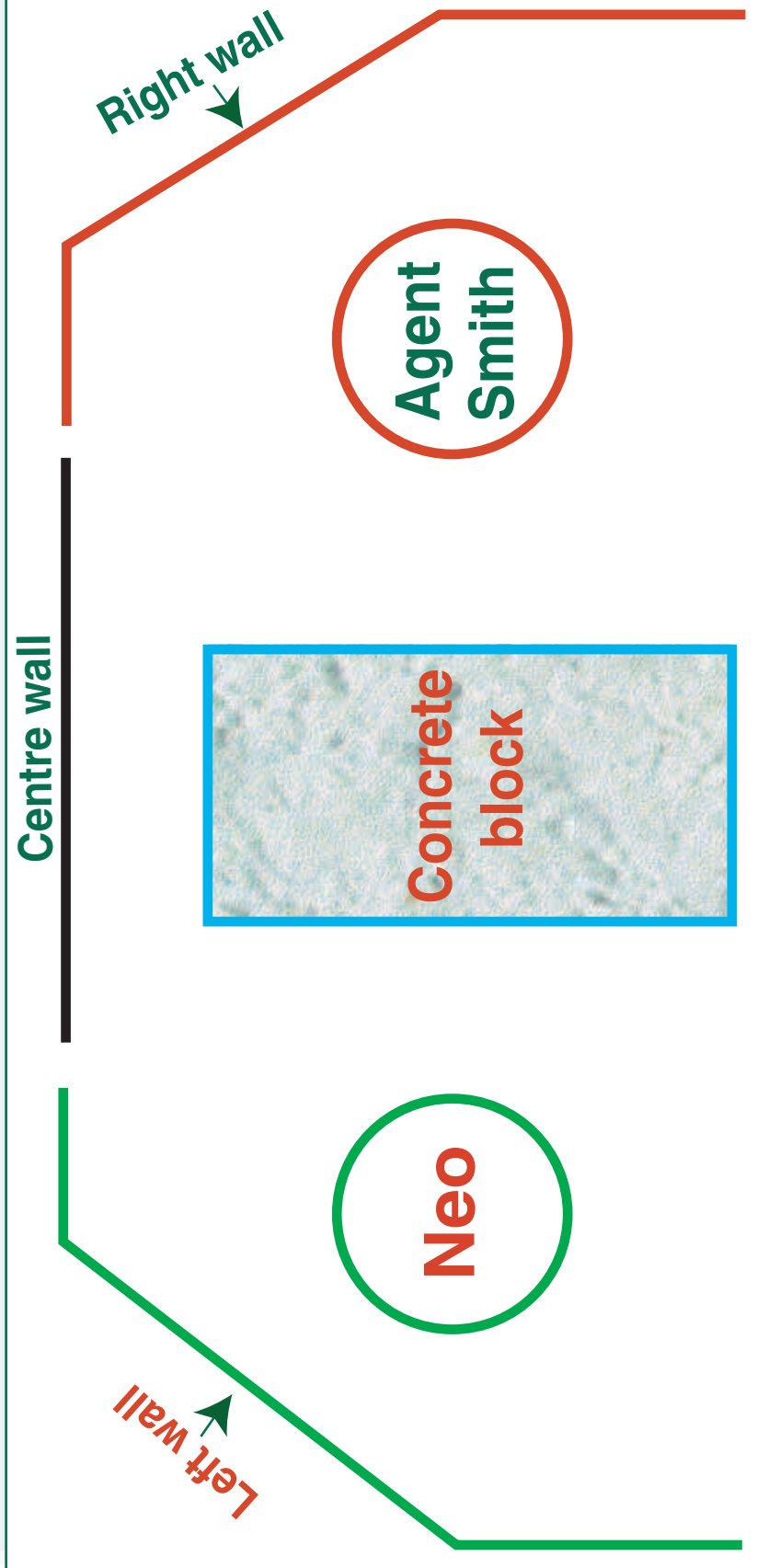
4 Show how Neo can avoid Smith by changing colour

Now Agent Smith has the power to send out light beams.

- a) Make Agent Smith's beam with 3 straws: red, green and blue (white light)
- b) The walls are green. Which colour straw will reflect off the walls?
- c) What colour could Neo become to avoid being seen?
- d) Finish the model to show how it works

MATRIX SFX

Background characters and positioning (*viewed from top*)



MATRIX SFX


Left Wall

Cut along the scissor lines and fold along the red dotted lines
...made of green glass



Right Wall


...made of concrete stones



MATRIX SFX

Centre Wall

Cut along the scissor lines and fold along the red dotted lines
...made of bricks



Concrete Block

*Fold these two
flaps under top
Flap C and stick*

**Cut along the scissor
lines and**

**fold along the dotted
lines**

**Make into rectangular box by
folding at red dotted lines**

Stand the box up on side B

Side B

Side C